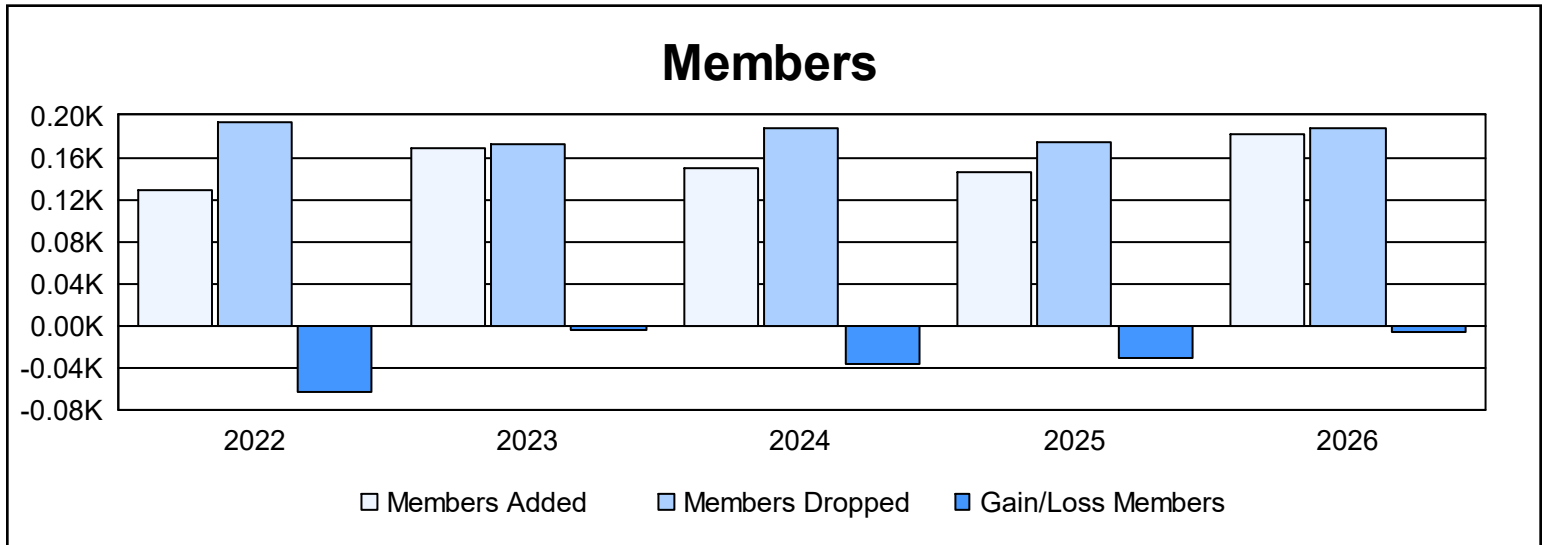
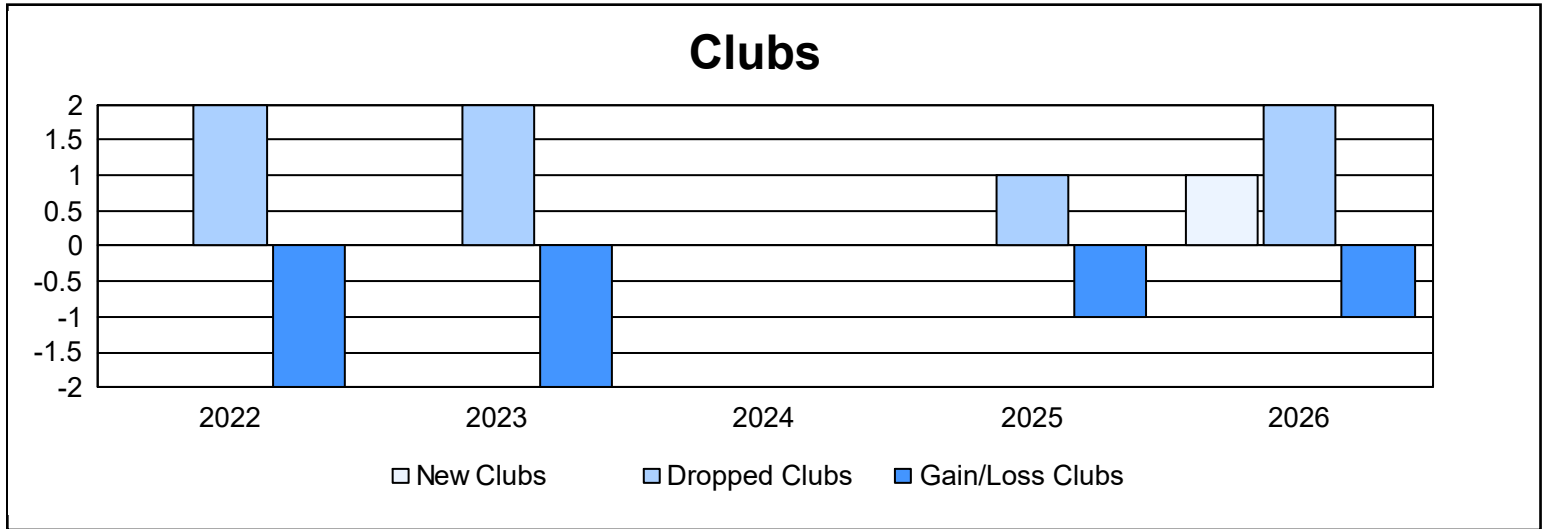
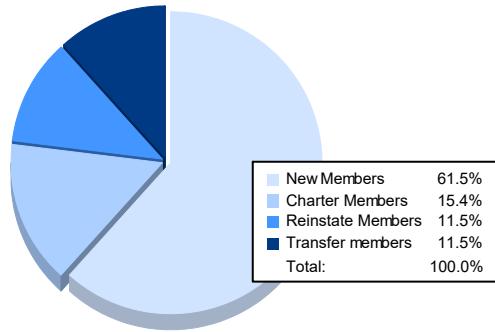


| Year | New Clubs | Dropped Clubs | Gain/ Loss Clubs | New Members | Charter Members | Reinstate Members | Transfer Members | Total Member Added | Total Members Dropped | Gain/ Loss Members |
|----------------|-----------|---------------|------------------|-------------|-----------------|-------------------|------------------|--------------------|-----------------------|--------------------|
| 2021-2022 | 0 | 2 | -2 | 101 | 1 | 7 | 20 | 129 | 193 | -64 |
| 2022-2023 | 0 | 2 | -2 | 151 | 1 | 2 | 15 | 169 | 173 | -4 |
| 2023-2024 | 0 | 0 | 0 | 136 | 0 | 3 | 11 | 150 | 187 | -37 |
| 2024-2025 | 0 | 1 | -1 | 113 | 0 | 10 | 22 | 145 | 175 | -30 |
| 2025-2026 | 1 | 2 | -1 | 112 | 28 | 21 | 21 | 182 | 188 | -6 |
| Average | 0 | 1 | -1 | 123 | 6 | 9 | 18 | 155 | 183 | -28 |



Membership Composition April 2026 Cumulative



Gender Composition April 2026 Cumulative

